

# Statistical modelling of development of executive function in early childhood

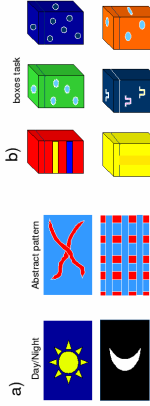
Ivonne Solis-Trapala, Peter Diggle, Charlie Lewis

Lancaster University, UK

## Introduction

We investigate the development of executive control in young children:

- A group of 87 children were presented with a battery of executive function (Fig. 1) and false-belief tests at three time periods.
- We aim to examine the effects of task modifications (there are at least two different versions of each task) and explore interrelations between executive functions.



**Figure 1:** Materials for a) the day/night and abstract pattern tasks [these tests are designed to measure **inhibitory control**]; b) the boxes task [aimed to measure **working memory**]

## Approach

- We assume the existence of an unobservable underlying cognitive ability, within each domain, for each child. We represent such unobservable ability by a latent variable.
- Conditional on the latent variable we use dynamic path analysis (Foren *et al.*, 2004) to model, jointly, the series of dependent outcomes within each domain.
- We extend the model to include the effect of time between test sessions.

## Inhibitory control

First we restrict our attention to the executive function inhibitory control. Two individual paths of 16 binary outcome data (from day/night and abstract pattern tasks) at each time period were observed.

## Model

We developed a dynamic logistic regression model with random intercepts. Fig. 2 shows the graphical representation of the fitted model.

## Statistical inference

- Statistical inference for the regression parameters based on a conditional likelihood approach is suitable because it does not make distributional assumptions about the subject-specific effects; however
- regression coefficients of covariates that do not change within cluster are non-identifiable.
- Therefore we adopted a random effects model, but compared results with the conditional approach.

## Results -inhibitory control data

Parameters	Model 1		Model 2	
	Estimate	SE	Estimate	SE
Age $\beta$	0.12	0.016	0.11	0.016
Age bet $\beta_B$			0.18	0.037
Age wit $\beta_W$			0.18	0.037
Test $\delta_1$	-1.083	0.098	-1.082	0.098
Group $\delta_2$	0.35	0.19	0.38	0.19
Prob $\eta_1$	2.05	0.075	2.05	0.075
Trial in $\eta_2$	-0.043	0.008	-0.043	0.008
T(2 vs. 1) $\gamma_2$	0.34	0.12	-0.031	0.23
T(3 vs. 1) $\gamma_3$	0.52	0.21	-0.23	0.44
Tst $\times$ gp $\delta_2$	0.21	0.14	0.21	0.14

**Table 1:** MLE of regression parameters

## Working memory

We now consider the executive function working memory. Sequences of failures and successes until children retrieved 6 sweets were recorded at three time periods.

## Model

Let  $\mathbf{Z}_{ijk} = (z_{ijk1}, \dots, z_{ijkn_i})$  be fail/succ to retrieve a sweet in  $n_i$  trials at time period  $k$ . Let  $S_{ijk} = 5 - \sum_{s=1}^{n_i} z_{ijk}$  be the no. of sweets that remain to be retrieved at trial  $i^{\text{th}}$  and time period  $k$ . We model  $P_{ijk} = Pr(z_{ijk} = 1 | S_{ijk} = s)$ , for  $s = 1, \dots, 5$  as

$$\text{logit}(P_{ijk}) = \alpha + \mathbf{X}_{ijk}^T \boldsymbol{\beta} + \gamma_k + U_j$$

## Statistical inference

The parameters of primary interest are the regression parameters and the subject-specific effects are regarded as nuisance parameters. The likelihood function is:

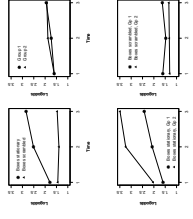
$$L(\boldsymbol{\alpha}, \boldsymbol{\beta}; \mathbf{Z}; \boldsymbol{\theta}) = \prod_{jk} \int \prod_{i>1} \left\{ \prod_{i=1}^{n_{i,j,k}} (1 - P_{ijk}) \right\} f(U_j; \boldsymbol{\theta}) dU_j,$$

where  $f(U_j; \boldsymbol{\theta})$  is the density function of the latent variable  $U_j$

## Results -working memory data

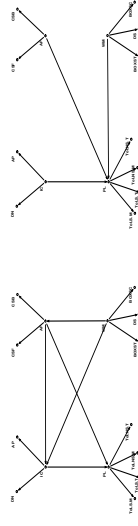
Parameters	Estimate	SE
Age $\beta$	0.057	0.018
Test (Ser vs. Sta) $\delta_1$	-0.013	0.19
Group (2 vs. 1) $\delta_2$	0.56	0.25
Time (2 vs. 1) $\gamma_2$	0.33	0.25
Time (3 vs. 1) $\gamma_3$	0.27	0.33
Test $\times$ group $\delta_2$	-0.93	0.22
Time (2 vs. 1) $\times$ Test $\gamma_2\delta_1$	-0.75	0.28
Time (3 vs. 1) $\times$ Test $\gamma_3\delta_1$	-1.018	0.30

**Table 2:** MLE of regression parameters

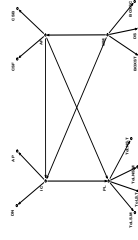


**Figure 3:** Plots of overall logodds

## Relationships between executive functions



**Figure 4:** Inhibitory control and attentional flexibility are closely related skills that form the basis of planning and are underpinned by working and working memory.



**Figure 5:** Planning is the superordinate executive skill requiring inhibitory control, attentional flexibility and are underpinned by working and working memory.

**Acknowledgements:** UK Economic and Social Research Council (RES-576-25-5020)